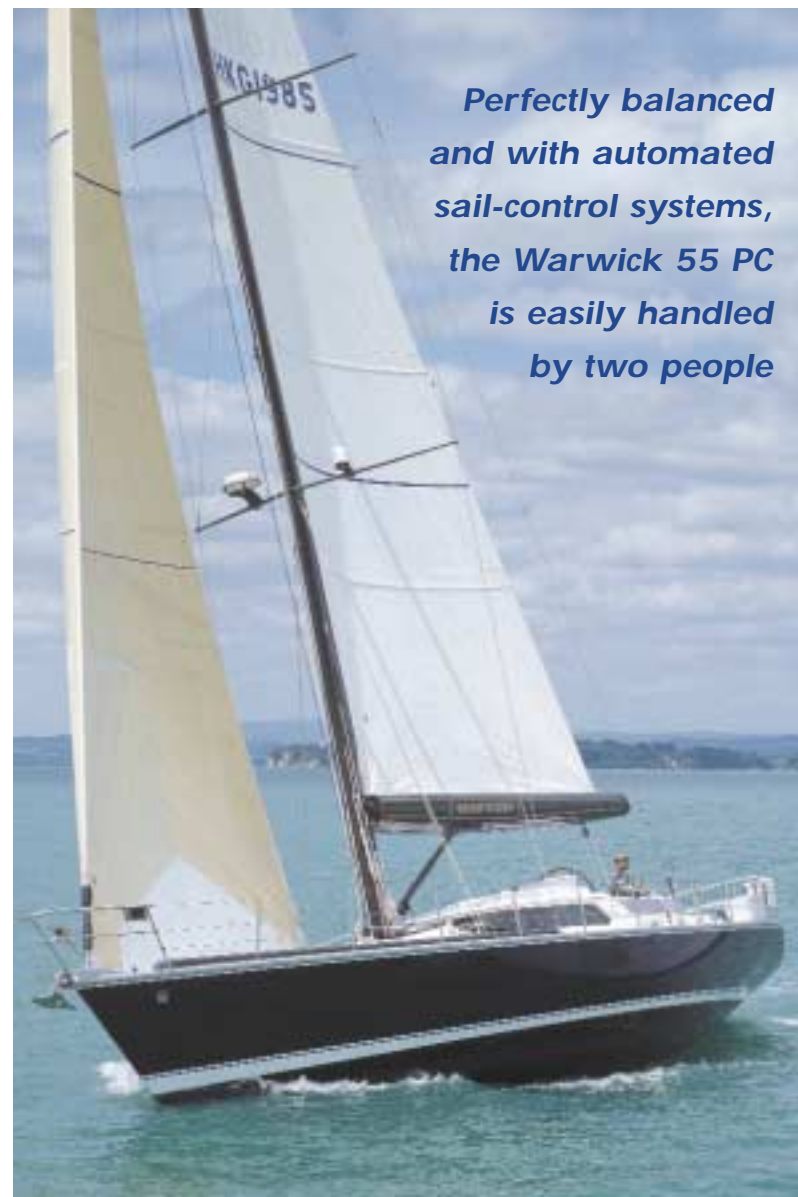


The Warwick 55 Performance Cruiser embodies the performance and accommodations usually associated with much larger yachts. Meticulously finished in modern materials by Salthouse Boatbuilders, this is the first of a series of production ocean-capable cruisers that will go places in comfort and style and with a real turn of speed.


Carefully-planned space utilisation has resulted in a comfortable owner's stateroom aft, a generous saloon with a fully-equipped navigation centre, two guest cabins and a separate crew cabin. The owner's stateroom comes complete with settee, queen-size bed and ensuite bathroom. Situating the galley in the aft companionway provides a discreet and secure area for the chef, while sophisticated entertainment systems, including flat-screen TV, keep the guests amused.

Close attention to aesthetics and subtle use of graphics have produced a strikingly handsome yacht. The team at Warwick Yacht Design have succeeded in combining generous accommodations within a modern, low-profile hull shape.

Equal attention has been given to performance. Modern appendages and a low-drag canoe body ensure sparkling performance on all points of sail. A self-tacking jib, fully-battened mainsail, Matrix carbon-fibre mast and in-boom furling system and electric winch packages provide plenty of horsepower, all easily controlled at the push of a button from the modern helm station.



Perfectly balanced and with automated sail-control systems, the Warwick 55 PC is easily handled by two people



PRINCIPAL CHARACTERISTICS

LOA	16.74m	54ft 11in
DWL	13.73m	45ft 1in
Beam	4.50m	14ft 9in
Draft	3.00m	9ft 10in
DISPL (full load)	21,000 kg	20.7 tons
Ballast	5,670 kg	5.58 tons
Fuel	1,080 litres	235 gal
Water	860 litres	190 gal
Engine Yanmar	103 kW	140 hp
Genset Kohler	11 kW	
Sail Area	153.2 m ²	1649 ft ²



Most unusual in a yacht of this size, the machine room offers standing headroom with the genset located above the main engine.



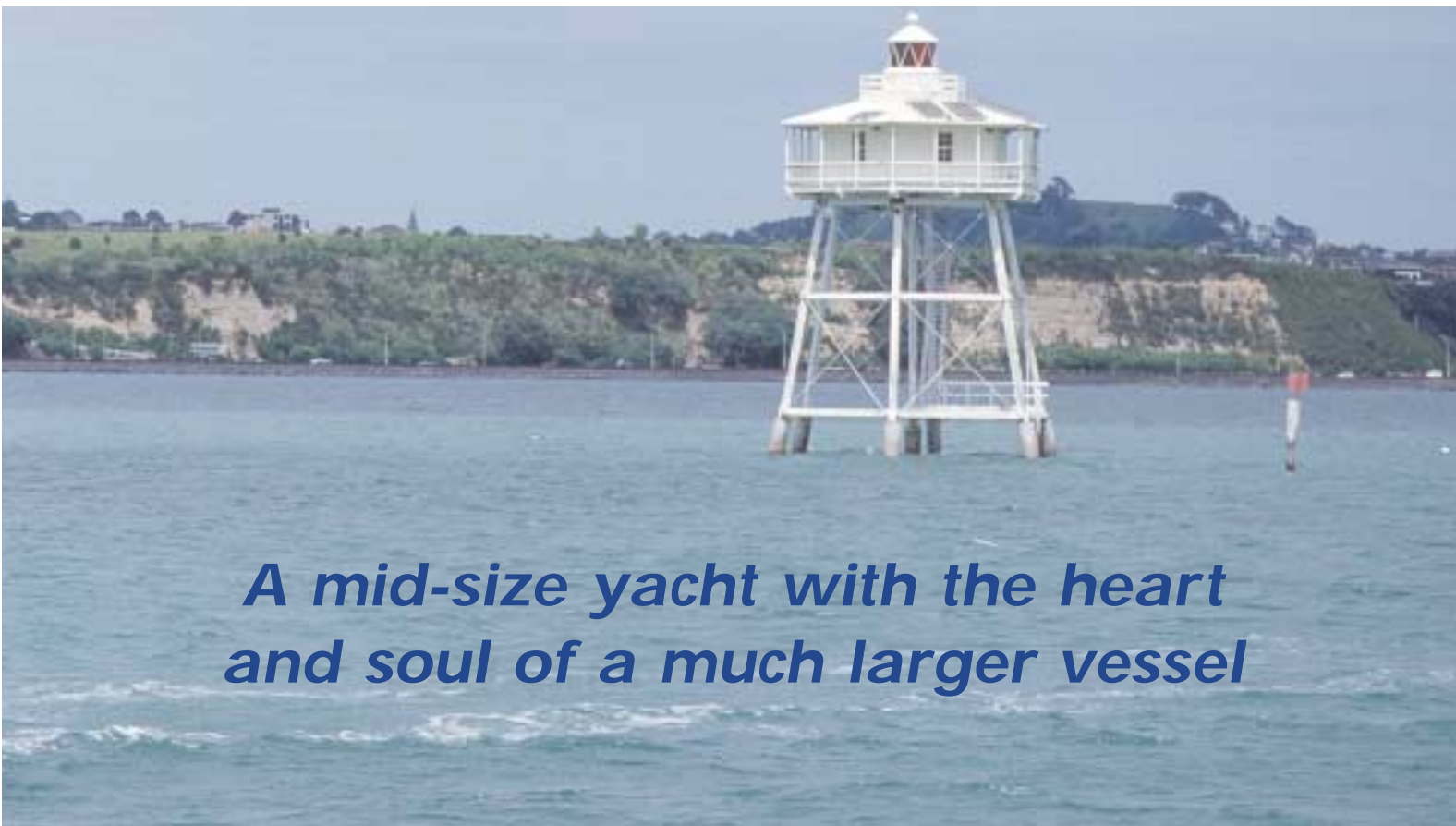
Warwick Yacht Design
 Box 302156 North Harbour
 Auckland, New Zealand
 Telephone: +64 9 410 9620
 Facsimile: +64 9 410 8254
 e-mail: wyd@wyd.co.nz



Salthouse Boatbuilders
 84 Rame Rd, Greenhithe
 Auckland, New Zealand
 Telephone: +64 9 413 9021
 Facsimile: +64 9 413 9023
 salthouseboats@xtra.co.nz



WARWICK 55 PERFORMANCE CRUISER



A mid-size yacht with the heart and soul of a much larger vessel



The Warwick 55 PC is offered as a semi-custom production yacht. An aft-cockpit, twin-wheel layout is an alternate option. Some flexibility in the accommodation allows interiors to be personalised to owners' tastes.

